



Dr. A. M. Hegazy & Co.
Dr. Khaled A. Hegazy

Chartered Accountants
A Member of Crowe Global
P.O. Box 11511, Cairo, Egypt
Tel: 20200319 - 20200320 - 20200321
Fax: 20200476
www.crowe.com

AUDITOR'S REPORT

To the Shareholders of Alexandria Mineral Oils Co. (S.A.E)

Report on the Financial Statements

We have audited the accompanying standalone financial statements of Alexandria Mineral Oils Co. (S.A.E), represented in statement of Financial Position as of June 30, 2024, and the related statement of profit or loss, comprehensive income, changes in equity and cash flows for the year then ended, and a summary of significant accounting policies and other explanatory notes.

Management's Responsibility for the Financial Statements

These financial statements are the responsibility of the Management, as Management is responsible for the preparation and fair presentation of the financial statements in accordance with Egyptian Accounting Standards and applicable Egyptian laws. Management responsibility includes designing, implementing and maintaining internal control relevant to the preparation and fair presentation of financial statements that are free from material misstatement, whether due to fraud or error. This responsibility also includes selecting and applying appropriate accounting policies; and making accounting estimates that are reasonable in the circumstances.

Auditor's Responsibility

With the exception of the effect on the notes below, our responsibility is to express an opinion on these financial statements based on our audit. We conducted our audit in accordance with Egyptian Standards on Auditing and applicable Egyptian laws. Those standards require that we comply with ethical requirements and plan and perform the audit to obtain reasonable assurance that the financial statements are free from material misstatement.

An audit involves performing procedures to obtain audit evidence about the amounts and disclosures in the financial statements. The procedures selected depend on the auditor's judgment, including the assessment of the risks of material misstatement of the financial statements, whether due to fraud or error. In making those risk assessments, the auditor considers internal control relevant to the entity's preparation and fair presentation of the financial statements in order to design audit procedures that are appropriate in the circumstances, but not for the purpose of expressing an opinion on the effectiveness of the entity's internal control. An audit also includes evaluating the appropriateness of accounting policies used and the reasonableness of accounting estimates made by management and evaluating the overall presentation of the financial statements.

We believe that the audit evidence we have obtained is sufficient and appropriate to provide a basis for our audit opinion on the financial statements as at June 30, 2024.



Basis for expressing a qualified opinion

The company showed in the statement of standalone financial position on June 30, 2024 its financial investments in ASPC Company in the amount of 13 million Egyptian pounds under the name of financial investments available for sale. The company's management did not evaluate those investments referred to.

Qualified Opinion

With the exception of the effect of any settlements - if any - whose necessity could have been determined if we were able to obtain the data referred to in above, in our opinion, the financial statements referred to above, give a true and fair view, in all material respects, of the financial position of Alexandria Mineral Oils Co. (S.A.E) as of June 30, 2024, and of its financial performance and its cash flows for the year then ended in accordance with Egyptian Accounting Standards and the related applicable Egyptian laws and regulations.

Report on Other Legal and Regulatory Requirements

The company maintains proper accounting records that comply with the laws and the Company's articles of association and the financial statements agree with the company's records.

The financial information included in the Board of Directors' Report, prepared in accordance with Law No. 159 of 1981 and its executive regulation, is in agreement with the books of the Company insofar as such information is recorded therein.

Auditor

Dr. Khaid A. Hegazy

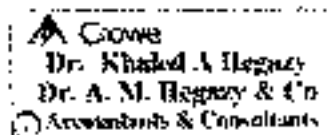
Independent Professional Practice, Member of Crowe Global

Fellow of the Egyptian Society for Accountants & Auditors

Accountants & Auditors Register "AAR" No. 10965

Financial Regulatory Authority Auditors Register "FRAA" No. 72

Giza: August 18, 2024



Alexandria Mineral Oils Company
(AMOC)
(S.A.E)

Standalone Financial Statements
For the Year ended 30 June 2024
Together with the Auditor's report



Contents

- 1- Auditor's Report.
- 2- Standalone statement of financial position on 30 June 2024.
- 3- Standalone statement of profit or loss for the year ended 30 June 2024.
- 4- Standalone statement of comprehensive income for the year ended 30 June 2024.
- 5- Standalone statement of changes in equity for the year ended 30 June 2024.
- 6- Standalone statement of cash flows for the year ended 30 June 2024.
- 7- Notes to the standalone financial statements for the year ended 30 June 2024.





Alexandria Mineral Oils Company "S.A.E"

Standalone statement of financial position

As at 30 June 2024

EGP

Assets	Note no.	30/06/2024	30/06/2023
Non-current assets			
Fixed assets (net)	(4)	833,941,521	831,886,395
Projects under construction	(5)	258,128,413	110,210,971
Investment in subsidiaries	(6)	864,500	864,500
Financial investments		12,000,000	12,000,000
Other Financial investments	(12)	512,550,000	784,250,000
Right of use assets (net)	(8/1)	6,599,287	10,820,796
Total non-current assets		1,624,083,721	1,750,032,662
Current assets			
Inventory (net)	(9)	1,880,332,956	1,296,916,842
Accounts receivable (net)	(10)	1,426,917,102	655,398,574
Debtors and other debit balances (net)	(11)	598,928,912	657,835,289
Cash at banks and on hand	(12)	2,117,961,700	1,917,534,430
Total current assets		6,024,140,670	4,437,685,135
Total assets		7,648,224,391	6,187,717,797
Equity			
Issued and paid up capital	(13)	1,291,500,000	1,291,500,000
Legal reserve	(14)	645,750,000	599,426,263
Other reserves	(14)	440,778,524	370,333,560
Retained earnings		827,853,952	331,491,549
Profit for the period/year		1,275,204,884	1,065,431,004
Total equity		4,481,087,360	3,658,182,376
Non-current liabilities			
National Bank of Egypt (Pledged by time deposit)		31,139,885	-
Long term liability - lease contract	(8/2)	3,402,085	4,121,326
Deferred tax liability	(16)	119,724,760	117,795,515
Total non-current liability		3,553,949,730	4,241,126,841
Current liability			
Provisions	(17)	1,169,843,677	860,177,742
Loans due		10,232,552	-
Short term liability - lease contracts	(8/2)	2,429,315	5,996,858
Due to tax authority	(18)	568,316,500	465,641,504
Creditors and other credit balances	(19)	1,262,048,257	1,075,802,476
Total current liabilities		3,012,870,301	2,407,618,580
Total liabilities		3,167,137,031	2,529,535,421
Total equity and liabilities		7,648,224,391	6,187,717,797

The accompanying notes are an integral part of these financial statements and to be read therewith.
Auditor's report attached

General Manager of Financial Affairs
Ass. Mohammed Gomaa

Vice President for Financial Affairs
Dr. Ass. Ahmed Kandil

Chairman and Managing Director
Dr. Eng. Amir Ahmed Isafy





Alexandria Mineral Oils Company (AMOC) "S.A.E"

Standalone statement of profit or loss

For the year ended 30 June 2024

EGP

Description	Note no.	30/06/2024	30/06/2023
Net Sales	(20)	33,312,101,859	23,888,796,116
(Deduct):			
Cost of sales	(22)	(31,145,748,464)	(21,893,656,788)
Gross profit		2,166,353,395	1,995,139,328
(Deduct):			
General and administrativ expenses	(23)	(652,746,452)	(485,151,012)
Marketing expenses		(41,267,650)	(34,521,762)
Other operating expenses	(25)	(21,321,030)	(16,827,734)
Operating profit		1,451,018,263	1,458,638,820
(Deduct):			
Provision		(369,822,551)	(274,376,434)
Finance expense		(375,140)	-
Add:			
Other revenue	(21)	350,527,922	114,204,245
Investment revenues		269,996,921	137,985,226
Net profit before tax		1,701,345,415	1,436,451,857
Income tax		(424,211,286)	(369,402,022)
Deffered tax (liability)		(1,929,245)	(1,618,831)
Net profit after tax	(26)	1,275,204,884	1,065,431,004
Earning per share (pound/share)	(26)	0.99	0.82

The accompanying notes are an integral part of these financial statements and to be read therewith.

Auditor's report attached

*General Manager of Financial Affairs
Acc. Mohammed Gomaa*

*Vice President for Financial Affairs
Dr. Acc. Ahmed Kandil*

*Chairman and Managing Director
Dr. Eng. Amr Ahmed Lotfy*





Alexandria Mineral Oils Company (AMOC) "S.A.E"

Standalone statement of other comprehensive income

For the year ended 30 June 2024

EGP

Description	30/06/2024	30/06/2023
Net profit for the period	1,275,204,884	1,065,431,804
Foreign Exchange differences	640,467,617	427,731,031
Income Tax related to other comprehensive income	(144,105,214)	(96,239,482)
Total comprehensive income for the Year after tax	896,362,183	331,491,549
Total comprehensive income for the period	1,771,567,297	1,396,922,953
Transferred to Retained earnings	(496,362,405)	(331,491,549)
Total comprehensive income for the year	1,275,204,884	1,065,431,804
Earning per share (pound/share)	0.99	0.82

The accompanying notes are an integral part of these financial statements and to be read therewith.
Auditor's report attached

General Manager of Financial Affairs
Acc. Mohamed Gassaa

Vice President for Financial Affairs
Dr. Acc. Ahmed Kardi

Chairman and Managing Director
Dr. Eng. Amer Ahmed Lotfy





Alexandria Mineral Oils Company "S.A.E."

Statement of changes in equity

For the year ended 30 June 2024

Description	EGP					Total
	Capital	Legal Reserve	Other Reserves	Retained earnings	Profit for the period	
Balance as at 1 July 2022	1,291,500,000	507,211,911	194,763,937	-	1,014,447,679	3,077,953,527
Legal reserve	-	52,184,352	-	-	(52,184,352)	-
Dividends distribution 2021/2022	-	-	-	-	(816,693,704)	(816,693,704)
Transferred to general reserve	-	-	175,509,623	-	(175,509,623)	-
Transferred Retained earnings from comprehensive income	-	-	-	331,491,549	-	331,491,549
Net profit for the period	-	-	-	-	1,095,431,004	1,095,431,004
Balance on 30 June 2023	1,291,500,000	599,426,263	370,333,560	331,491,549	1,095,431,004	3,658,182,376
Legal reserve	-	46,323,737	-	-	(46,323,737)	-
Dividends distribution 2022/2023	-	-	-	-	(948,662,303)	(948,662,303)
Transferred to general reserve	-	-	70,444,864	-	(70,444,864)	-
Transferred Retained earnings from comprehensive income	-	-	-	496,362,403	-	496,362,403
Net profit for the period	-	-	-	-	1,275,294,894	1,275,294,894
Balance on 30 June 2024	1,291,500,000	645,750,000	440,778,524	827,853,952	1,275,294,894	4,481,037,369

The accompanying notes are an integral part of these financial statements and to be read therewith.
Auditor's report attached



(Signature)

*General Manager of Financial Affairs
Acc. Mohamed Gomaa*

(Signature)

*Vice President for Financial Affairs
Dr. Acc. Ahmed Kandil*

(Signature)

*Chairman and Managing Director
Dr. Eng. Amr Ahmed Lotfy*



Alexandria Mineral Oils Company "S.A.E"

Standalone Statement of Cash flow

For the year ended 30 June 2024

Description	Subtotal	Total	ECP
			30/06/2024
Cash flow from operating activities:			
Net profit before tax and extra ordinary items	1,701,345,415		1,436,451,857
Capital Gain	-		(58,000)
Investments	(269,996,921)		(137,985,226)
Provisions	326,071,090		271,751,121
provision is no longer required	(16,405,125)		(12,314,761)
Fixed asset depreciation and right of use amortization	97,495,213		92,688,733
Debit interest	1,299,622		220,316
Credit interest	(311,711,139)		(93,614,321)
Operating profit before change in working capital	1,528,008,125		1,557,139,719
Change in inventory	(673,416,113)		193,329,993
Change in accounts receivable	(771,518,528)		(247,416,828)
Change in debtors	67,269,536		(76,689,655)
Change in debit balances	(5,185,867)		27,741,798
Provisions used	-		(12,685,239)
Change in accounts and notes payable	-		(6,829,396)
Change in creditors	(130,844,509)		626,730,166
Change in credit balances	313,533,147		81,211,365
Cash flow from operating activities	327,835,791		2,142,531,923
Paid income tax	(465,641,504)		(461,488,842)
Net cash flow from operating activities		(137,805,713)	1,681,043,081
Cash flow from investment activities:			
Proceeds from Investment Income	269,996,921		137,985,226
Proceeds from other financial investments	271,700,000		(784,250,000)
Proceeds from credit interest	308,533,447		89,200,471
Proceeds or Payments for fixed assets and projects under construction	(243,246,273)		(111,264,074)
Net cash flow from investment activities		606,984,095	(668,328,377)
Cash flow from financing activities:			
Proceeds from Long Term Loans	31,139,885		-
Proceeds from Short Term Loans	10,232,582		-
Payments for Operating Lease	(719,341)		(6,217,175)
Paid The Financing Expenses	(1,299,622)		(278,316)
Dividends paid	(948,652,303)		(816,693,704)
Net cash flow from financing activities		(909,218,729)	(825,131,195)
The effect of change in exchange rates on cash and cash equivalents		440,467,617	427,731,031
Net change in cash and cash equivalent during the period		200,437,270	617,314,541
Cash and cash equivalents at 1 July 2023		1,917,534,430	1,300,219,890
Cash and cash equivalents at 30 June 2024		2,117,961,700	1,917,534,431

The accompanying notes are an integral part of these financial statements and to be read therewith.
Auditor's report attached

*General Manager of Financial Affairs
Acc. Mohammed Gomaa*

*Vice President for Financial Affairs
Dr. Acc. Ahmed Kandil*

*Chairman and Managing Director
Dr. Eng. Amr Ahmed Lotfy*





Notes to the Standalone Financial Statements

For the year ended 30 June 2024

1. About the company:

Establishment:

- Alexandria Mineral Oils Co. (AMOC) - an Egyptian joint stock company - was established in 1997 according to the Minister of Economy and International Cooperation Decree No. 306. The company is subject to the provisions of investment Law No. 72 of 2017.
- The company was registered in Commercial Register under No. 143507 on 6 May 1997.
- The number of shares is 1.2915 billion shares, with a nominal value of one EGP per share.

Company Purpose:

- Production of neutral and special mineral oils.
- Production of paraffin wax and its derivatives.
- Maximization of Gas Oil with low Sulphur and low pour point.
- Production of wax distillates with different grades.
- Production of Naphtha.
- Production of liquified petroleum gas (LPG).
- Production of Mazut.
- Marketing of the products locally and internationally.
- Oil loading and blending to the benefit of others.
- Crude Oil refining to the benefit of AMOC or Other Companies.
- Production of Gasoline and Diesel.



Company term:

- The term specified for this company is twenty-five years, starting from the date of registration in the Commercial Register in May 1997 and ending in May 2022, and in December 2017 an entry was made in the Commercial Register to extend the term of the company for another twenty-five years, starting from the date of the end of the first term and ending in May 2047.

2. Basis for preparation of financial statements:

The financial statements are prepared according to the Egyptian accounting standards and in accordance with the applicable local laws and regulations

The accounting policies applied this year are consistent with those applied in the previous year, except for the changes that resulted from the application of the new Egyptian standards issued during 2019, The company also implemented these standards starting in January 2021

2-1 Functional and presentation currency:

The financial statements have been presented in Egyptian Pound which represents the Company's functional currency, and all financial information presented are in EGP.

2-2 Use of estimates and personal judgment:

The preparation of the financial statements in accordance with Egyptian accounting standards requires management to use personal judgment and to make estimates and assumptions that may affect the application of policies, values of assets and liabilities, as well as revenues and expenses. These estimates and assumptions are based on historical experience and other factors that the Company's management considers reasonable under the circumstances and events in which the carrying amounts of the assets and liabilities are determined and the actual results may differ from those estimates.

These estimates and assumptions are reviewed on an ongoing basis and any differences that affect the period in which the change is made and the future periods are recognized. These differences are recognized in the period in which they are adjusted and in future periods.

The following are the main items used for these estimates and personal judgment:

Provision for anticipated claims and contingent liabilities.

- Measurement of the impairment in asset values.
- Recognition of deferred tax.
- Accrued expenses.
- Useful lives of fixed assets.



3- Significant accounting policies applied:

3-1 Foreign currency valuation:

The Company maintains its books in Egyptian pound; transactions in foreign currencies are recognized at the exchange rates at the date of the transactions. Monetary assets and liabilities balances denominated in foreign currencies are revalued at the end of the period in accordance with the prevailing exchange rates and the resulting differences of transactions and revaluation included in the income statement.

Non-monetary assets and liabilities measured at historical cost are translated using the exchange rates at the date of the initial recognition. Non-monetary assets and liabilities that are measured at the fair-value are translated using the exchange rates at the date on which the fair-value was determined.

3-2 Fixed assets and their depreciation:

Fixed assets are stated according to the historical cost after deducting the accumulated depreciation and impairment loss. This cost includes the cost of replacing part of the fixed assets after recognition conditions are met.

Components of an item of fixed assets which have different useful lives are accounted independently as separate items within those fixed assets, similarly when major improvements are made; their costs are recognized in the carrying amount of the fixed assets as a replacement if the recognition conditions are met. All other repair and maintenance costs are recognized in the income statement when incurred. The asset is depreciated when its place and condition enable it to operate in the manner specified by the management. Depreciation is calculated using the straight-line method according to the assets estimated useful life as follows:

Item	Estimated Useful Life (yearly)
Machinery, equipment and devices	10-30
Buildings, constructions and utilities	10-30
Vehicles	5-15
Tools	5-10
Furniture, fixtures and computers	4-10



Fixed assets are disposed when discarded or when no future economic benefits are expected from their use or future sale (disposing does not only mean selling the asset but also stating the asset as scrap). Any profits or losses arising from disposing the asset are recognized in the profit or loss statement in the period in which the asset is disposed.

The remaining values of assets, their useful lives and depreciation methods are reviewed at the end of each financial year. At the date of each balance sheet, the Company determines whether there is an indication that a fixed asset has been impaired. When the carrying amount of the asset exceeds its recoverable amount, it is considered impaired and is subsequently reduced to its recoverable amount; the impairment loss is recognized in the profit or loss statement. The impairment loss is derecognized only if there is a change in the assumptions used to determine the recoverable amount since the last impairment loss was recognized. Derecognizing the loss from impairment is limited so as not to exceed the carrying amount of the asset, its recoverable amount and non-exceeding the carrying amount that would have been determined (Net after depreciation) unless the impairment loss is recognized for the asset in prior years. The de-recognition of a loss from impairment is recognized in the profit or loss statement.

3-2-2 Subsequent costs of acquisition:

The cost of a component of the asset is recognized in the cost of the asset, excluding the cost of the replaced component, when the Company incurs the cost of replacement and provided that future economic benefits are probable to flow to the Company as a result of the replacement of the component and can be measured with a high degree of accuracy. Otherwise, all other expenses are charged to the statement of income as an expense when incurred.

3-3 Long term financial investments:

A-Investments in subsidiaries:

- Investments in subsidiaries are investment in companies that AMOC control. Control is assumed when the holding company owns, whether directly or indirectly through its subsidiaries, more than half of the voting rights in the invested company, except for those exceptional cases in which it appears clearly that such ownership does not represent control.
- Investments in subsidiaries are accounted for in the financial statements at cost, including the cost of acquisition. In the event of an impairment in the value of these investments, the book value is adjusted to the value of this impairment and is included in the income statement for each investment separately. The loss resulting from the impairment of value may not be recovered in the profit and loss statement in the period in which the reversal occurred.

B- Financial investment held for sale:

- Investment available for sale are non-derivative financial assets that are classified as assets available for sale upon acquisition and are not classified as loans and receivables, as investments held to maturity, or as investments at fair value through profit or loss.
- Upon initial recognition, investments held for sale are measured at fair value, including direct related expenses.
- Upon initial recognition, investments available for sale are measured at fair value, with recognition of unrealized gains or losses directly within owners' equity and that until cancellation of financial asset from books. The cumulative gains or losses recorded in equity are then recognized in profit or loss or it is determined to conduct the impairment of value process, and in this case, the accumulated losses recorded in equity are recognized in the profit or loss statement.

3-4 Lease contracts:

- The contract is a lease contract if it conveys the right to control the use of a specific asset of the company for a period of time in exchange for consideration.
- Lease payments in short-term lease contracts are recognized as an expense using the straight-line method.
- The asset (right of use) and the liability of the lease contract are recognized on the date of the beginning of the contract.

***Initial Measurement (of the right of use):**

- At the beginning of the lease contract, the asset (right of use) is measured at cost, and the cost consists of:
 - The amount of the initial measurement of the lease liability
 - Any payments made at or before the commencement of the lease less any lease incentives received.
 - Any initial direct costs incurred by the company.
 - Any estimated cost that the company will incur to dismantle or remove the asset or restore the site to the original condition in accordance with the terms of the lease contract.



***Subsequent measurement of (right of use):**

The right of use asset at any date after the commencement date are measured by applying the historical cost model:

- The asset's initial recognition cost less accumulated amortization. The right of use asset is amortized from the commencement date to the end of the useful life of the asset or the end of the lease contract period whichever is less.
- Impairment losses.
- Adjusted for any re-measurement of the lease liability.

Initial measurement of the lease liability:

- At the inception date of the lease, the lease liability is measured at the present value of the lease payments not paid at that date calculated using the interest rate on the company's incremental borrowing at the time

***Subsequent measurement of lease liability :**

- After the lease commencement date, the lease liability is measured as follows:
 - Increase the carrying amount to reflect the interest on the lease liability.
 - Reduce the book amount to reflect the lease payments.
 - Remeasurement of the carrying amount to reflect any revaluations or modifications to the specified lease.
- Right of use assets are presented in the statement of financial position separately from the other assets.
- Lease liabilities are presented in the statement of financial position separately from other liabilities .
- The interest expense on the lease contract obligation is presented in the profit or loss statement separately from the depreciation expense of the asset (right of use), and the interest expense is presented under (financing expenses).

In the statement of cash flows:

- The principal repayments of the lease liability are presented within financing activities.
- The lease liability interest paid are shown within operating activities.
- Short term lease payments are presented within operating activities.



3-5 Inventory valuation:

Ending inventory is valued based on cost or net realizable value, whichever is lower, using the following methods:

- Raw Material: Inventory cost was calculated based on the weighted average purchase price of raw materials during the period.
- Equipment and spare parts: The cost of equipment and spare parts has been calculated based on the weighted average cost during the year.
- Work in process inventory: valued at weighted average production and operating costs and any other required costs.
- Finished goods: valued at cost or net realizable value, whichever is lower, for each item separately.

3-6 Account receivable:

The accounts receivable is valued at the amortized cost less the impairment in its value, if any. The accounts receivable is represented in the balance of the installments due on behalf of customers to date, minus the impairment in value, doubtful debt provision policy.

Customer debt recovery	Provisional percentage
0-30 days	1%
31-60 days	5%
61-90 days	20%
91-120 days	35%
121-180 days	50%
181-365 days	70%



3-7 Borrowing Cost:

Borrowing costs are recognized as an expense in the period the Company incurred these costs using the effective interest rate. As for borrowing costs directly attributable to purchasing or constructing qualifying assets, borrowing costs are capitalized on related assets till the date that these assets are ready for use. Capitalization is discontinued during periods of temporary cessation of the construction of this asset, and capitalization is finally stopped when all essential activities necessary to prepare the asset for use have been completed.

3-8- Statement of Cash Flows:

Statement of cash flows is prepared according to the indirect method. Cash and cash equivalents are the cash on hand, banks, time deposits and financial investments not exceeding three months after deducting credit bank balances.



3-9- Contingent liabilities:

The company's policy is to assess the legal, tax liabilities and claims against the company in accordance with the provisions of the law, in the case of disagreement with the other parties in the settlement of such obligations in friendly manner, the judiciary shall be referred for adjudication. Contingent liabilities are claims against the company, cases against the company and the uncovered portion of letters of guarantee. The management considers that there are no possible Contingent financial obligations arise from these cases and claims that can affect the financial statements (other than the ones on which provisions are made).

3-10 Accounts payable, creditors, and other credit balances:

Amounts that will be paid in the future on received supplies or services during the period are recognized regardless whether the suppliers or service providers asked for a consideration.

3-11- Provisions:

Provisions are recognized when the company has present legal or constructive liabilities as a result of a past event and it is expected to require an outflow of economic resources to settle these liabilities, through estimating a possible liabilities amount. Provisions are reviewed at the balance sheet date and adjusted to reflect the best current estimate. When the time value of money is significant, the amount recognized as a provision should be the current value of the expected cash flow required to settle the liabilities.

3-12 Projects under construction:

The payments that are spent on the purchase of fixed assets are recorded in the projects under construction account (advances for vendor assets) at cost and during the period of developing the fixed asset it is transferred to the projects under construction account (assets in development) and when the fixed asset becomes available for use it is added to the fixed assets and its depreciation begins.

3-13 Taxes:

Income tax is calculated on the profits made in accordance with the laws, regulations, and instructions in force in this regard, using the applicable tax rates at the date of preparing the financial position, and the income tax due is recorded in the Deferred tax arises from the presence of some temporary differences due to the difference in the time period in which the value of assets and liabilities is recognized between each of the applicable tax bases and the accounting bases according to which the financial statements are prepared. The deferred tax value is determined according to the method used, on the basis of which the current value of assets and liabilities are settled. Deferred tax is taken into account as an asset for the company when there is a strong possibility to use this asset to reduce the tax profits due on the company for future years, and the deferred tax value listed as an asset is reduced by the value of the part that does not achieve an expected tax benefit in the subsequent years.

3-14 Revenue:

-The company applied the Egyptian accounting standard No.48 "contract with customers" starting from 1 January 2021. Information was provided on accounting policies in contracts with customers, and the impact of that application on the financial statements was clarified.

- Revenue for executing an operation involving the provision of a service is recognized when its results can be estimated with sufficient accuracy, to the extent that the transaction has been completed up to the date of



the financial statements. The results of executing a particular operation can be estimated accurately if the following five conditions are met:

- 1- Define the contract with the customer
- 2- Determine the performance obligation that is considered to be the management of portfolios or funds for the account of clients.
- 3- Determine the transaction price for each performance obligation.
- 4- Determine the transaction price for each performance obligation.
- 5- Revenue is recognized when the entity satisfies a performance obligation.

Therefore, revenue is recognized as follows:

- The commission for managing portfolios of securities for the account of clients is agreed upon at specified rates according to each of the management contracts. It is calculated based on the market value of the portfolio and is paid according to the terms of each contract.
- The performance incentive commission is calculated based on a percentage of the increase in the portfolio above the benchmark return than that specified in the contract.
- Dividend income is recognized in the profit or loss statement when the company has the right to receive dividends from investee companies realized after the date of acquisition.
- Credit interest is recognized on a time basis using the target rate of return on the asset.

3-15- Impairment:

3-15-1 Impairment of non-financial assets:

Asset values are evaluated at each balance sheet date to determine whether there is any indicator of impairment in asset values, and in case such an indicator exists, the recoverable amount of the asset is determined which is represented in its value in use or net realizable value whichever is higher, then the recoverable value is compared with the book value of the asset and impairment losses when the book value is greater than the recoverable value is recognized in the statement of profit or loss. In case the recoverable value of the asset is increased as a result of a future event the impairment loss is reversed in the profit or loss to the extent of what was recognized during the previous financial periods so that no increase in the asset value exceeds its book value before impairment.

3-15-2 Impairment of assets at amortized cost:

Asset values are evaluated at each balance sheet date to determine whether there is any indicator of impairment in specific assets, and in case such an indicator of impairment in a specific asset exists, the impairment value is determined based on the difference between the book value of the asset and the present value of the expected future cash flows. Expected impairment losses in other debts based on the default rates according to previous experience taking into account the period between the indication of default and the determination of its losses effectively. In case of an increase in the asset value as a result of a future event the impairment in the asset value is reversed in the statement of profit or loss.

3-16-Social policies

In order to carry out the company's social and community responsibility and the company's belief in its role in advancing the societies and their welfare for a better future and out of interest in social responsibility, the Company participates in many activities in support of development.



Environmental Responsibility

- The company has studied alternative sources to decrease fresh water consumption used to compensate cooling towers as well as water treatment units for boilers. The project of ZERO LIQUID DISCHARGE (Z.L.D) has started which aims at reducing the company's water consumptions to the lowest possible value and re-using them once again in the industry after being treated as an alternative to fresh water.
- The company is reevaluating the environmental impact of all - projects-, in addition to the implementation of processing units with the latest international technologies such as the industrial water unit DAF, biological wastewater treatment unit and the treatment unit of gas and water acid bacteria THIOPAQ.
- The company performs periodic emission measurements every 3 months to measure noise, thermal stress and gas emissions. Beside it monitors and analyzes discharged water.
- Hazardous waste is disposed by the sanitary landfill of the Alexandria Governorate to preserve the surrounding environment of the company. A contract with the Mouwasat Hospital was made to use its own incinerator for the disposal of medical waste.
- The company has carried out the necessary studies and implementations to modify the vapor ratio of the flame torch reach the boundary limits of burning gases emissions in accordance with Law 4 of 1994 which is amended in Law No. 1095 of 2011.
- A committee was formed from various departments in the company to study the possibility of installing a self-monitoring system for flue emissions in order to comply with the amended law.
- The company has implemented the surface sewage system for rain water and connected it to the city sewage system in order to comply with the requirements of the environmental law.

-Occupational health and safety responsibility:

- The company shows a great interest in occupational health and safety in addition to the environmental protection against pollution as this field has an effective role in preserving human resources which are considered the most important pillars of the production process along with the application of the requirements of Egyptian law, international laws and codes in accordance with the applicable laws and regulations in Egypt.
- As part of the company's diligence to apply the latest quality standards in the global industry to increase competitiveness locally and internationally; quality management, environmental, occupational health and safety systems have been updated so that the integrated quality management system is an essential pillar within the company in the world of modern industry. Therefore, in 2005, the company started the needed preparations for many years and is working towards the evolution of integrated management systems with continuous development of the quality system
- In July 2006, the company obtained technical conformity certificates according to international standards ISO 9001:2000 which is related to quality management, 14001:2004 as well as environmental management systems, OHSAS 18001 which is related to occupational health and safety management systems which are to be applied to all activities of the company. The company has successfully passed the renewal reviews three times in a row, in August 2009, August 2012 and June 2015, thus, the effectiveness of the certificate will carry on until August 2018.



- The company on August 2017 applied the latest version of international specification For quality and environmental systems IOS 14001:2015 and IOS 9001:20015 Within the framework of the renewal and modernization of the company's total quality management systems, the AMOC team is preparing to implement the latest version of the international standards for occupational safety and health systems ISO 45001.
- The company supports its employees by contracting with specialized medical centers and it allows them to follow up periodically to maintain their energy and health, thus reducing the disruption of work due to sick leaves.

3-17 ESG index:

- In this respect, the Egyptian government has a pioneer role in launching the ESG Index in Egypt, encouraging companies to demonstrate greater transparency and disclosure of their compliance practices through the following:
 - Governance principles,
 - Social responsibility,
 - Environmental responsibility.
- This index is based on both quantitative and qualitative factors, and during this process these environmental and social factors and governance practices are converted to a series of grades that determine the value of stocks traded on the stock exchange. The share of Alexandria Mineral Oils Company (AMOC) was listed among all the Egyptian stock indexes, headed by the index EGX20.

3-18 Earnings per share:

Basic and diluted earnings per share are calculated as the profit or loss divided by the weighted average number of ordinary shares outstanding during the period.

3-19 financial assets:

3-19-1 Initial recognition and measurement:

Upon initial recognition, financial assets are classified according to the business model in which those financial assets are managed and their contractual cash flows, according to one of the following categories:

- 1- Debt instruments at amortized cost.
- 2- Debt instruments at fair value through other comprehensive income "with the reclassification of profits or losses to the statement of profits or losses upon disposal."
- 3- Equity instruments at fair value through other comprehensive income, "with no reclassification of profits or losses to the statement of profits or losses upon disposal."
- 4- Financial assets at fair value through profits and losses, including equity instruments and derivatives.

3-19-1-1 Debt instruments at amortized cost:

A financial asset is measured at amortized cost if it meets the following two conditions, and it is not measured at fair value through profit or loss:

- The asset is kept within a business model that aims to retain assets to collect contractual cash flows.
- The contractual terms of the financial assets give rise to cash flows on specific dates, and they are only payments of principal and interest on the principal amount due.





3-19-1-2 debt instruments at fair value through other comprehensive income:

Debt instruments are measured at fair value through other comprehensive income "with profits or losses reclassified to profit or loss upon disposal" only if the following two conditions are met and are not measured at fair value through profit or loss:

- The asset is kept within a business model whose objective is achieved by collecting contractual cash payments and selling financial assets,
- The contractual terms of the financial assets give rise to cash flows on specific dates, which are only payments of principal and interest on the principal amount due.

3-19-1-3 debt instruments at fair value through other comprehensive income:

Upon initial recognition of investment in shares not held for trading, the company may choose "irrevocably" to measure subsequent changes in the fair value within the items of other comprehensive income "with no reclassification of profits or losses to the statement of profits or losses upon disposal". This selective procedure is made on an investment-by-investment basis.

3-19-1-4 Financial assets at fair value through profit or loss:

All other financial assets are classified as designated at fair value through profit or loss.

In addition, on initial recognition, the company may "irrevocably" designate a financial asset that meets the requirements to be measured at amortized cost or at FVTOCI, as at FVTPL, if this will eliminate or significantly reduce accounting mismatches that might otherwise arise.

3-19-4 Subsequent measurement:

3-19-4-1 Debt instruments at amortized cost:

After initial measurement, debt instruments are measured at amortized cost using the effective interest rate method, less provision for impairment. The amortized cost is calculated by considering any discount or premium on acquisition and fees or costs that are an integral part of the effective interest rate. Expected credit losses are recognized in the statement of profit or loss when the value of the investments is impaired.

3-19-4-2 Debt instruments at fair value through other comprehensive income:

- Debt instruments at fair value through other comprehensive income are subsequently measured at fair value with profits and losses recorded arising from changes in fair value in other comprehensive income. Interest income and currency exchange gains and losses are recognized in the statement of profit or loss in the same way as for financial assets measured at amortized cost as described in Note (3-19-1-1).

- The method for calculating expected credit losses for debt instruments at fair value through other comprehensive income is explained in Note (3-19-1-3).

- When the company owns more than one investment in the same security, it is considered to have been disposed of on a first-in, first-out basis. On disposal, the cumulative gain or loss previously recognized in other comprehensive income is reclassified from other comprehensive income to the statement of profit or loss.

3-19-4-3 Financial assets at fair value through profit or loss:

Financial assets at fair value through profit or loss are recognized in the statement of financial position at fair value. Changes in the fair value are recognized in the statement of profit or loss. The interest earned on the assets required to be measured obligatorily at fair value is also recognized in the statement of profit or loss using the contractual interest rate, as shown in Note (3-25-1-4).

Dividend income from equity instruments measured at fair value through profit or loss is recorded in the statement of profit or loss as other operating revenue when the right to payment is established.



3-19-5 Reclassification of financial assets:

The company does not reclassify its financial assets after their initial recognition.

3-19-6 Derecognition of the financial asset:

3-19-6-1 Derecognition other than a substantial modification:

A financial asset (or, where applicable, a part of a financial asset or part of a group of similar financial assets) is derecognised when:

- The right to receive cash flows from the asset has expired, or
- The company transferred its right to receive cash flows from the asset or assumed an obligation to pay the cash flows received in full without material delay to a third party under a "passage" arrangement in addition to:
 - A) The company has substantially transferred all risks and benefits associated with the asset; or
 - B) The company did not substantially transfer or retain all risks and benefits associated with the asset, but transferred control of the asset.

The company considers that the control has been transferred if, and only if, the transferee has the practical ability to sell the asset in full to an unrelated third party and is able to exercise this capability unilaterally and without further restrictions on the transfer.

When the Company does not substantially transfer or retain all risks and rewards and retains control of the asset, the asset continues to be recognized only within the limits of the Company's ongoing engagement, in which case the Company also recognizes the associated obligation. The transferred asset and associated obligations are measured on a basis that reflects the rights and obligations held by the company.

Continuous participation in the form of security on the asset transferred is measured by the original book value of the asset and the maximum amount that the company can be required to pay, whichever is less.

3-19-6-2 Derecognition from the books as a result of a substantial modification of the terms and conditions:

The Company derecognizes the financial asset upon renegotiation of the terms and conditions to the extent that the financial asset largely becomes a new instrument, recognizing the difference as a wind or loss as a result of the asset's derecognition from the books. In the case of expendable cost debt instruments, newly recognized loans are classified as phase I for the purpose of measuring expected credit losses.

In assessing if a financial instrument will be derecognized from the books or not, among other things, the company takes into account the following factors:

- Change in debt instrument currency.
- Introduction of a property rights tool function.
- Expressions at the counterparty.
- The modification is such that the instrument no longer meets the cash flow criterion, which is only an asset payment and interest on the principal amount payable.

If the adjustment does not result in substantially different cash flows, the adjustment does not result in the derecognition from the books, based on an affirmation of the discounted cash flows at the original actual interest rate, the Company shall record a profit or loss of adjustment.

3-19-7 Impairment of financial assets:

The Company recognizes the provision for anticipated credit losses for all debt instruments not held at fair value through profits or losses. Projected credit losses are based on the difference between contractual cash flows due in accordance with the contract and all cash flows expected by the Company, deducted from the effective interest rate.



To assess the extent of impairment of financial assets, financial assets as at the date of the financial statements are classified into three phases:

- Phase I: Financial assets that have not experienced a significant rise in credit risk since the date of initial recognition. In this case the projected 12 months' credit loss is calculated.
- Phase II: financial assets that have experienced a substantial rise in credit risk since initial recognition. In this case the expected credit loss over the asset's lifetime is calculated.
- Phase III: Financial assets whose value has diminished, requiring the calculation of expected credit losses over the life of the asset based on the difference between the instrument's book value and the present value of the expected future cash flows.

The company's investments in debt instruments consist solely of treasury bills, government treasury bonds and bonds classified under the higher investment category (very good and good) by international independent credit agencies, and therefore, are considered low credit risk investments. It is the company's policy to measure expected credit losses on these instruments on a 12-month basis. When the credit risk of any bond deteriorates, the company sells bonds and purchases bonds that meet the required investment level.

The Company considers that the financial asset is defaulted (impaired credit value) when the contractual payments are defaulted on for 90 days or more from the due date. However, in some cases, the Company may also consider that a financial asset has defaulted when internal or external information indicates that the Company is unlikely to receive existing contractual amounts. The financial asset is written off when there is no reasonable expectation of recovery of contractual cash flows.

3-19-8 Measuring expected credit losses for investments in debt instruments:

The company calculates the expected credit losses based on scenarios to measure the expected cash deficit, discounted at the appropriate effective interest rate. The cash shortfall is the difference between the company's cash flows due in accordance with the contract and the cash flows that the enterprise expects to receive, in estimating the expected credit losses, the company takes into account three scenarios (baseline, increasing and decreasing).

The following are the main mechanisms and elements for measuring expected credit losses.

(a) The likelihood of default: an estimate of the likelihood of default within a given period of time. The failure is assessed only if the balance of the financial asset is not derecognized in advance and remains on the financial statements. The potential failure model consists of a future macroeconomic and microeconomic outlook of the portfolio of financial assets.

(b) Loss in case of default: an estimate of the loss arising in case of failure based on the difference between accrued contractual cash flows and those expected by the lender, including cash flows from the sale of a retained guarantee or other credit enhancements.

(c) Balance at risk of default: an estimate of the balance at risk of default at the date of future default at the borrower level, taking into account the projected balance subject to risk of default after the end of the financial period, including interest accrued from missed payments.

The Company classifies its financial assets subject to projected credit loss calculations for one of the following categories, which are defined as follows:



(a) Phase I: expected 12-month credit loss

The low-risk financial instrument is classified upon initial recognition at the first stage and credit risk is continuously monitored by the Company management. Projected 12-month credit losses are calculated as part of projected long-term credit losses that represent expected credit losses resulting from events of defaulting the instrument. Which is possible within 12 months after the date of their report. The company calculates the projected 12-month credit loss allowance based on a 12-month default forecast after the date of the report. The probability of failure to pay the projected 12 months is applied to the balance subject to failure and multiplied by loss in case of failure and deducted by the effective interest rate This calculation is made for each of the three scenarios, as shown upove. The interest income is calculated on the total book value of the financial asset (without deducting the epected credit losses).

(b) Phase II: Projected lifetime credit loss - while not impairing the value of the credit value:

Phase II involves financial assets with a substantial increase in credit risk since initial recognition, but there is no objective evidence of impairment of values. Projected lifetime credit losses for these assets are recognized, but interest income continues to be calculated on the total book value of the asset. The expected lifetime credit loss is the expected credit loss resulting from all possible failures over the life expectancy of the financial instrument, according to mechanisms similar to those described above, including the use of multiple scenarios, but the probability of failure to pay and loss in case of failure over the life of the asset is estimated. Expected losses are deducted at the effective interest rate.

At the end of each financial period, the Company assesses whether there has been a substantial increase in the credit risk of financial assets since the first recognition. The company uses both quantitative and qualitative information to determine whether there is a significant increase in credit risk based on financial asset characteristics. Quantitative information can be a decrease in credit rating below investment grade. Obtained Qualitative information By observing current or anticipated adverse changes in business, financial or economic conditions that are expected to cause a substantial (negative) change in the debtor's ability to meet its obligations to the company in general, the Company will apply as a delay in payment of more than 30 days beyond the due date as an automatic indicator of a substantial increase in credit risk.

If a significant increase in substantial risk is identified, this will transform all tools in the range held with this party from phase I to phase II.

(c) Phase III: Expected lifetime credit loss - impairment of credit:

Phase III includes financial assets in which there is objective evidence of impairment at the date of the financial statements. For these assets, projected credit losses are recognized over life. Interest income is recognized on the basis of amortized cost reduced by credit losses expected from impairment. For debt instruments considered amortized creditworthiness, the company recognizes the expected lifetime credit losses of these instruments, according to mechanisms similar to those described above, with the probability of failure to pay set at 100%.

The company identifies financial assets for which there is objective evidence of impairment under Egyptian Accounting Standard No. 47 by applying the definition of failure to pay used for credit risk management purposes The failure to pay is defined as any counterparty unable to meet its obligations (regardless of the amount involved or the number of days owed) or when counterparties have more than 90 days' arrears when applying this definition, the following information may serve as proof that the financial asset is credit-poor:

- breach of contract such as failure or delay in payment
 - borrower is likely to enter into bankruptcy or other financial restructuring,
 - The borrower faces significant financial difficulty due to the disappearance of an active market.
- Upgrade between stages (initial, second, third):



• **a) Upgrading from Phase II to Phase I:**

The financial asset shall not be transferred from Phase II to Phase I until all the quantitative and qualitative elements of Phase I have been met and the arrears of the financial asset and returns have been fully paid.

(b) Upgrading from Phase III to Phase II:

The financial asset shall not be transferred from Phase III to Phase II unless all the following conditions are met:

- Fulfilling all the quantitative and qualitative elements of phase II.
- Payment of 20% of outstanding financial asset balances including avoided/marginalized accrued returns.
- Regular repayment for at least 12 months .

3-19-9 Measurement of expected credit losses:

The company has four types of financial assets that are subject to the expected credit loss model:

- 1) bounced notes resulting from sales contracts with customers,
- 2) Late payment interest of bounced notes.
- 3) The company's investments in debt instruments measured at amortized cost.
- 4) The Company's investments in debt instruments measured at fair value through other comprehensive income.

While cash and cash balances are also subject to impairment requirements in accordance with Egypt's accounting standard No. 47, the impairment losses measured were not material.


Bounced notes and late payment interest of bounced notes:

The company applies Impairment of Financial Assets in accordance with the Egyptian Accounting Standard No. 47 to measure expected credit losses, which uses a provision for projected credit losses over a lifetime for all balances, receivables and debts resulting from the late payment interest of bounced notes. To measure projected credit losses, bounced notes and interest on late payment of bounced notes were compiled based on the characteristics of the common credit risk and the number of days of late payment on maturity dates. Bounced notes relate to deferred checks resulting from contracts with customers sales, and relate to late payment interest resulting from bounced notes on the same characteristics of credit risks resulting from bounced notes. Therefore, the Company decided that the rates of late payment interest of notes receivable are reasonable approximation of the rates of expected credit losses of bounced notes. Expected credit loss rates are based on 36-month bounced notes analysis prior to 31 December 2022 and the corresponding historical credit losses incurred during this period. Historical loss rates are adjusted to reflect current and future information on macroeconomic factors affecting the ability to settle bounced notes. The company has determined that gross domestic product (GDP), unemployment rates as a proportion of the country's workforce, and the annual change in inflation rate "average consumer prices" in the Arab Republic of Egypt - the country where it provides services - to be the most relevant indicators, therefore historical expected credit losses are adjusted depending on expected changes in these indicators.

3-20 New versions and amendments to Egyptian accounting standards:


- On March 6, 2023, the Prime Minister issued Decision No. (883) of 2023 amending some provisions of the Egyptian Accounting Standards. On March 3, 2024, also, the Prime Minister issued Decision No. (636) of 2024 amending some other provisions of the Egyptian Accounting Standards. The following is a summary of the most important of these amendments:


New or amended standards	Summary of the most important amendments	Potential impact on the financial statements	Application date
<p>Egyptian Accounting Standard No. (10) amended 2023 "Fixed Assets and Their Depreciation" and Egyptian Accounting Standard No. (23) amended 2023 "Intangible Assets".</p>	<p>1- These standards were reissued in 2023, allowing the use of the revaluation model when subsequently measuring fixed assets and intangible assets.</p> <p>This resulted in amending the paragraphs related to using the revaluation model option in some of the current Egyptian accounting standards, and the following is a statement of those standards:</p> <ul style="list-style-type: none"> - Egyptian Accounting Standard No. (5) "Accounting Policies, Changes in Accounting Estimates and Errors". - Egyptian Accounting Standard No. (24) "Income Taxes" - Egyptian Accounting Standard No. (30) "Periodical Financial Statements" - Egyptian Accounting Standard No. (31) "Impairment of Assets" - Egyptian Accounting Standard No. (49) "Lease Contracts" <p>2- In line with the amendments made to Egyptian Accounting Standard No. (35) amended 2023 "Agriculture", paragraphs (3), (6), (37) of Egyptian Accounting Standard No. (10) "Fixed Assets and Their Depreciation" have been</p>	<p>No effect</p>	<p>The amendments to add the option to use the revaluation model apply retrospectively to financial periods beginning on or after January 1, 2023, with the cumulative effect of applying the revaluation model initially being recognized by adding it to the revaluation surplus account alongside equity at the beginning of the financial period in which the company first applies this model. These amendments apply retrospectively to annual periods beginning on or after January 1, 2023, with the cumulative effect of accounting treatment for bearer plants initially being recognised by adding it to the balance of retained earnings or losses at the beginning of the financial period in which the company</p>

New or amended standards	Summary of the most important amendments	Potential impact on the financial statements	Application date
	<p>amended, and paragraphs 22 (a), 80 (c) and 80 (d) have been added to the same standard, with regard to fruitful plants.</p> <p>The company is not required to disclose the quantitative information required under paragraph 28 (w) of Egyptian Accounting Standard No. (5) for the current period, which is the financial statements period in which Egyptian Accounting Standard No. (35) amended 2023 and Egyptian Accounting Standard No. (10) 2023 amended are applied for the first time in relation to bearer plants. However, the quantitative information required by paragraph 28(f) of Egyptian Accounting Standard No. (5) must be disclosed for each prior period presented. The company may choose to measure an item of bearer plants at its fair value at the beginning of the earliest period presented in the financial statements for the period in which the company first applied the above amendments and use that fair value as its notional cost at that date. Any difference between the previous carrying amount and the fair value must be recognized in the opening balance by adding it to the revaluation surplus account</p>		<p>first applies this treatment.</p>

New or amended standards	Summary of the most important amendments	Potential impact on the financial statements	Application date
	next to equity at the beginning of the earliest period presented.		
Egyptian Accounting Standard No. (34) amended 2023 "Investment property"	<p>1- This standard was reissued in 2023, allowing the use of the fair value model when subsequently measuring real estate investments.</p> <p>2- This resulted in amending some paragraphs related to the use of the fair value model option in some of the current Egyptian accounting standards, and the following is a statement of those standards:</p> <ul style="list-style-type: none"> - Egyptian Accounting Standard No. (1) "Presentation of Financial Statements" - Egyptian Accounting Standard No. (5) "Accounting Policies, Changes in Accounting Estimates and Errors". - Egyptian Accounting Standard No. (13) "Effects of Changes in Foreign Exchange Rates" - Egyptian Accounting Standard No. (24) "Income Taxes" - Egyptian Accounting Standard No. (30) "Periodical Financial Statements" - Egyptian Accounting Standard No. (31) "Impairment of Assets" - Egyptian Accounting Standard No. (32) "Non-current Assets Held for Sale and Discontinued Operations" 	The company doesn't own this type of asset, so this amendment doesn't impact the financial statements.	The amendments to add the option to use the fair value model apply retrospectively to financial periods beginning on or after January 1, 2023, with the cumulative effect of applying the fair value model initially recognised by adding it to the retained earnings or losses balance at the beginning of the financial period in which the company first applies this model.



New or amended standards	Summary of the most important amendments	Potential impact on the financial statements	Application date
	<p>- Egyptian Accounting Standard No. (49) "Lease Contracts"</p> 		
<p>Egyptian Accounting Standard No. (36) amended 2023 "Exploration and evaluation of mineral resources"</p>	<p>1- This standard was reissued in 2023, allowing the use of the revaluation model when subsequently measuring exploration and evaluation assets. 2- The company applies either the cost model or the revaluation model for exploration and evaluation assets, provided that the evaluation is carried out by experts specialized in evaluation and valuation among those registered in a special register at the Ministry of Petroleum, and in the event of applying the revaluation model (whether</p>	<p>The company doesn't own this type of asset, so this amendment doesn't impact the financial statements.</p>	<p>The amendments to add the option to use the revaluation model apply retrospectively to financial periods beginning on or after January 1, 2023, with the cumulative effect of applying the revaluation model initially recognised by adding it to the revaluation surplus account alongside equity at the beginning of the financial period in</p>

New or amended standards	Summary of the most important amendments	Potential impact on the financial statements	Application date
	<p>the model included in Egyptian Accounting Standard (10) "Fixed Assets and Their Depreciation" or the model included in Egyptian Accounting Standard (23) "Intangible Assets") it must be consistent with the classification of assets in accordance with paragraph No. (15) of Egyptian Accounting Standard No. (36) amended 2023.</p>		<p>which the company first applies this model.</p>
<p>Egyptian Accounting Standard No. (35) amended 2023 "Agriculture"</p>	<p>This standard was reissued in 2023, amending paragraphs (1-5), (8), (24), and (44) and adding paragraphs (5a)-(5c) and (63), regarding the accounting treatment of bearer plants (and accordingly amending Egyptian Accounting Standard (10) "Fixed Assets and Their Depreciation").</p> 	<p>The company doesn't own this type of asset, so this amendment doesn't impact the financial statements.</p>	<p>These amendments shall apply for annual periods beginning on or after January 1, 2023, retrospectively, with the cumulative effect of the accounting treatment for bearer plants initially recognised by adding it to the balance of retained earnings or losses at the beginning of the financial period in which the Company first applies this treatment.</p>
<p>Egyptian Accounting Standard No.</p>	<p>1- This standard specifies the principles for recognizing insurance contracts within the scope of this standard, and</p>	<p>Management is currently assessing the potential impact on</p>	<p>Egyptian Accounting Standard No. (50) must be applied for</p>

New or amended standards	Summary of the most important amendments	Potential impact on the financial statements	Application date
(50) "Insurance Contracts"	<p>determines their measurement, presentation and disclosure. The objective of the standard is to ensure that the company provides appropriate information that fairly expresses these contracts. This information provides users of the financial statements with the basis necessary to assess the impact of these insurance contracts on the company's financial position, financial performance and cash flows.</p> <p>2- Egyptian Accounting Standard No. (50) replaces and cancels Egyptian Accounting Standard No. 37 "Insurance Contracts".</p> <p>3- Any reference in other Egyptian Accounting Standards to Egyptian Accounting Standard No. (37) shall be replaced by Egyptian Accounting Standard No. (50).</p> <p>4-Amendments have been made to the following Egyptian Accounting Standards to comply with the requirements for applying Egyptian Accounting Standard No. (50) "Insurance Contracts", as follows:</p> <ul style="list-style-type: none"> - Egyptian Accounting Standard No. (10) "Fixed Assets and Their Depreciation". - Egyptian Accounting Standard No. (23) "Intangible Assets". - Egyptian Accounting Standard No. (34) "Investment property". 	<p>the financial statements from the application of this standard.</p>	<p>annual financial periods beginning on or after July 1, 2024, and if Egyptian Accounting Standard No. (50) is applied for an earlier period, the company must disclose that fact.</p>



New or amended standards	Summary of the most important amendments	Potential impact on the financial statements	Application date
<p>Egyptian Accounting Standard No. (34) amended 2024 "Investment property"</p>	<p>Egyptian Accounting Standard No. (34) "Investment property" was reissued in 2024, amending the mechanism for applying the fair value model, as the requirement to record the profit or loss arising from the change in the fair value of the real estate investment was added to the statement of profit or loss for the period in which this change arises or through the statement of other comprehensive income once in the life of the asset or investment, taking into account paragraphs (35a) and (35b) of the standard.</p>	<p>Management is currently studying the possibility of changing the accounting policy followed and using the fair value model option included in the standard, and evaluating the potential impact on the financial statements in the event that this option is used.</p>	<p>The amendment to add the option to use the fair value model applies to financial periods beginning on or after January 1, 2024, and permits early retrospective application, with the cumulative effect of applying the fair value model initially recognized by adding it to the retained earnings or losses account at the beginning of the financial period in which the company first applies the model.</p>
<p>Egyptian Accounting Standard No. (17) amended 2024 "Standalone Financial Statements"</p>	<p>Egyptian Accounting Standard No. (17) "Standalone Financial Statements" was reissued in 2024, adding the option to use the equity method as described in Egyptian Accounting Standard No. (18) "Investments in Associated Companies" when accounting for investments in subsidiaries, associates and companies with joint control.</p>	<p>The management is currently studying the possibility of changing the accounting policy followed and using the equity method when accounting for investments in subsidiaries, associates and jointly controlled companies, and evaluating the potential impact on the financial statements in the event that this method is used.</p>	<p>The amendments apply to financial periods beginning on or after January 1, 2024, and early application is permitted retrospectively, with the cumulative effect of applying the equity method being recognised by adding it to the retained earnings or losses account at the beginning of the financial period in which the company first applies this method.</p>



New or amended standards	Summary of the most important amendments	Potential impact on the financial statements	Application date
<p>Egyptian Accounting Standard No. (13) amended 2024 "Effects of Changes in Foreign Exchange Rates"</p>	<p>This standard was reissued in 2024, adding how to determine the spot rate when two currencies are not exchangeable and the conditions that must be met for the spot exchange rate at the measurement date. An application guidance appendix was added, which includes guidance for assessing whether a currency is exchangeable for another currency, and guidance for applying the required treatments in the event of non-exchangeability.</p> 	<p>Management is currently assessing the potential impact on the financial statements from the application of the amendments to the standard.</p>	<p>The amendments to the spot rate determination when two currencies are difficult to exchange apply to financial periods beginning on or after 1 January 2024. Early application is permitted, and if an entity early adopts, it must disclose this.</p> <p>On application, an entity shall not restate comparative information. Instead:</p> <ul style="list-style-type: none"> • When an entity reports foreign currency transactions in its functional currency, any effect of initial application is recognised as an adjustment to the opening balance of retained earnings at the date of initial application. <p>When an entity uses a presentation currency other than its functional currency or translates the results and financial position of a foreign operation, any effect of initial application</p>

New or amended standards	Summary of the most important amendments	Potential impact on the financial statements	Application date
			is recognised as an adjustment to the cumulative amount of translation differences - accumulated in equity - at the date of initial application.
Accounting Interpretation No. (2) "Carbon Emission Reduction Certificates"	<p>Carbon Credits: are tradable financial instruments that represent greenhouse gas emission reduction units, each unit represents a ton of equivalent carbon dioxide emissions, and are issued to the developer of the reduction project (owner/non-owner), after accreditation and verification in accordance with internationally recognized carbon emission reduction standards and methodologies, carried out by local or international verification and certification bodies registered in the list prepared by the Financial Regulatory Authority for this purpose. Companies can use carbon emission reduction certificates to meet voluntary emission reduction targets (for companies) to achieve carbon exchange or other targets, which are traded in the voluntary carbon market. (Voluntary Carbon Market "VCM")</p> <p>The accounting treatments differ according to the nature of the arrangement and the commercial purpose of purchasing or issuing certificates by project developers. Therefore, companies must determine the facts and identify the different circumstances to determine</p>	The management is currently studying the financial implications of applying the accounting interpretation to the company's financial statements.	Application begins on or after January 1, 2025 and early application is permitted.





New or amended standards	Summary of the most important amendments	Potential impact on the financial statements	Application date
	<p>the appropriate accounting treatment and the accounting standard to be applied.</p> <p>The interpretation addresses the accounting treatment of different cases in terms of initial measurement, subsequent measurement, exclusion from books, and necessary disclosures.</p>		





Alexandria Mineral Oils Company "S.A.E"
Notes to the Standalone Financial Statements
For the year ended 30 June 2024

4- Fixed assets

The net value of fixed assets on 30/06/2024 amounted to **833,941,521** EGP after deducting the accumulated depreciation at **EGP 1,671,245,139** as follows:

Description	Land	Production activity building	Services and utilities buildings	Administrative buildings	Roads	Buildings, constructions & facilities	Production activity machines	Services and utilities machines	Machinery and equipment	Vehicles	Tools and equipment	Furniture and office equipment	Total
Cost as at 01/07/2023	75,752,185	184,404,128	104,777,404	42,374,722	9,086,621	340,642,875	1,370,969,997	523,703,194	1,394,673,101	25,527,683	44,000,886	31,214,589	2,411,819,519
Additions	-	1,540,289	-	-	-	1,540,289	120,872	87,603,530	57,723,962	136,341	2,313,575	3,615,524	95,329,531
Disposals	-	-	-	-	-	-	-	(800,000)	(800,000)	-	(1,072,049)	(80,641)	(1,952,690)
Cost as at 30/06/2024	75,752,185	185,944,417	104,777,404	42,374,722	9,086,621	342,183,164	1,371,090,179	610,506,724	1,981,596,903	25,663,024	45,241,912	34,749,472	2,505,186,660
Accumulated depreciation 01/07/2023	-	-	-	-	-	(197,115,997)	-	-	(1,304,342,688)	(24,244,467)	(34,794,909)	(19,425,982)	(1,579,924,124)
Depreciation for the year	-	-	-	-	-	(13,343,763)	-	-	(74,168,186)	(426,218)	(2,536,453)	(2,797,086)	(93,273,786)
Accumulated depreciation of Disposals	-	-	-	-	-	-	-	-	800,000	-	1,072,050	80,641	1,952,691
Accumulated depreciation 30/06/2024	-	-	-	-	-	(210,459,760)	-	-	(1,377,719,874)	(24,672,685)	(36,259,393)	(22,142,427)	(1,671,245,139)
Net book value 30/06/2024	75,752,185	185,944,417	104,777,404	42,374,722	9,086,621	131,723,404	1,371,090,179	610,506,724	603,886,029	990,339	8,982,519	12,697,045	833,941,521
Net book value 30/06/2023	75,752,185	-	-	-	-	143,526,878	-	-	590,336,413	1,283,216	9,295,096	11,785,607	831,856,395



Lands:

The total area of the company land is 543,006.70 square meters of which 140 thousand square meters are intended to meet future expansions exists a garage and car service station for the Company's cars. Based on the meeting dated 28/6/2022 and the directives of the Executive Council of the Egyptian General Petroleum Corporation and the company's Board of Directors decision No. 318 of 2022 and the EGPC letter dated 7/5/2023 the Al Shoalaa land was excluded from the company's assets records, and a right of use contract has been issued for the land on which the AMOC company's torch was built with Alexandria petroleum company for a period of five years starting from 01/01/2022 and ending on 31/12/2026 to be automatically renewed after re-evaluating the benefit of the right of use agreement of both parties.

Fully depreciated assets:

The total value of fully depreciated assets and still in use on 30/06/2024 amounted to EGP 259,983,227, represented in vehicles amounting to EGP 23,817,683, furniture amounting to 14,083,422 EGP, equipment and tools amounting to 26,461,694EGP, buildings and facilities amounting to 41,546,617 EGP, and Machinery, equipment and devices amounting to EGP 154,073,811.

Idle assets:

At present, there are no assets that are completely idle.

5- Projects under construction:

The balance of projects under construction amounted to 258,128,413 EGP represented in:

Description	30/06/2024	30/06/2023
Assets in development 5-1	208,086,113	79,586,593
Investment expenditure 5-2	50,042,300	30,624,378
Balance	258,128,413	110,210,971



5-1 Assets in development:

Description	Cost at 01/07/2023	Additions	Transferred to assets	Adjustments	30/06/2024
Civil projects	40,367,336	18,044,432	-	-	58,411,768
Administrative building (1)	18,051,672	5,625,922	-	-	23,677,594
Warehouse (3004-3005)	22,315,664	12,207,310	-	-	34,522,974
Warehouse (3100)	-	211,200	-	-	211,200
Machines and equipment	24,329,511	123,027,230	(89,264,091)	(20,995,832)	37,096,818
Forklift diesel 3 Ton	-	1,853,952	(1,853,952)	-	-
DSC Solar Update	-	3,826	-	-	3,826
Axens company feasibility study Mddu modifications	20,995,832	-	-	(20,995,832)	-
New Spare engine Gc 4001	-	120,272	(120,272)	-	-
Self-monitoring devices	22,453	14,383,992	-	-	14,406,445
Boiler operating system update	3,150	12,818,728	(12,821,878)	-	-
Increased efficiency of steam and condensate in diesel complex and facilities	-	19,964,797	-	-	19,964,797
Replacement motor for the trench canal electric pump	-	6,155,843	(6,155,843)	-	-
Phenol project	1,767,787	65,004,070	(66,771,857)	-	-
Cooling towers Update	-	2,721,750	-	-	2,721,750
Warehouse measurement system update	1,540,289	-	(1,540,289)	-	-
Vehicles and other	-	135,341	(135,341)	-	-
Tools and equipment	-	2,313,875	(2,313,875)	-	-
Furniture and fixtures	5,535,881	95,199,258	(3,615,524)	-	97,119,615
Furniture	-	1,204,998	(1,204,998)	-	-
Fixtures	-	1,866,808	(1,866,808)	-	-
ERP System	1,648,175	41,708,259	-	-	43,356,434
Cyber security system	-	40,000,000	-	-	40,000,000
LIMS	2,954,833	2,001,343	-	-	4,956,176
New fingerprint system	84,718	459,000	(543,718)	-	-
Information network update	848,155	7,958,850	-	-	8,807,005
Net equipment at project warehouses	9,353,865	6,104,047	-	-	15,457,912
Total	79,586,593	244,824,183	(95,328,831)	(20,995,832)	208,086,113



5-2 Investment expenditure:

Description	30/06/2024	30/06/2023
Local advance payments (supplies contracts)	16,349,841	3,732,837
Balance of foreign payments for letters of credit	33,692,459	26,891,541
Balance	50,042,300	30,624,378

6- Investments in subsidiary company:

Investments in subsidiaries (company contribution) represented in issued capital which is 1 million for Alex Wax distributed as follows:

Shareholder	Nationality	No. of shares	Contribution percentage
Alexandria Mineral Oils "S.A.E"	Egyptian	8,645	86.45%
Petroleum Products Marketing Limited	English	855	8.55%
EGPC	Egyptian	500	5%
		10,000	100%

The value of these investments amounted to **864,500 EGP**, the profits of which are calculated according to the cost method.

7-Financial investments available for sale:

104 thousand shares had been purchased for **12 million EGP** in ASPPC CO. which represents 5.20% of its capital and the ownership of these shares has been transferred on 26/11/2018 session.

8-Right of use assets/liabilities:

8-1 Right of use asset:

Description	30/06/2024	30/06/2023
Total right of use asset	10,820,796	16,115,042
Accumulated amortization for the period/year	(4,221,509)	(5,294,246)
Net right of use assets	6,599,287	10,820,796

8-2 Lease liabilities:

Description	30/06/2024	30/06/2023
Total lease liabilities	10,118,184	16,115,042
Short term liability	(6,716,099)	(5,996,858)
Long term liabilities	3,402,085	10,118,184



9- Inventory (net):

The inventory are as follows (in EGP):

Description	30/06/2024	30/06/2023
Raw materials	510,743,273	185,670,608
Supporting materials (chemicals and additives)	33,377,592	45,912,800
Spare parts	161,171,146	106,751,769
Miscellaneous materials and supplies	12,373,163	8,204,068
Packing materials	499,141	250,612
Materials loaned to others	-	20,936
Letters of credits and their expenses	46,594,114	10,481,121
Work in process inventory	395,654,356	430,309,679
Finished goods	733,680,233	433,075,311
Inventory impairment	(13,760,062)	(13,760,062)
Total	1,880,332,956	1,206,916,842

*- The impairment in the prices of stagnat and dispensable material inventories amounted to 13,760,062 EGP which has been deducted from the spare parts.

10- Accounts Receivable:

The Accounts receivable balance amounted to EGP 1,426,917,102 as at 30/06/2024, this balance is as follows:

Description	30/06/2024	30/06/2023
Alexandria Wax Products Company	595,784,485	313,176,652
Shell	97,189,421	79,060,313
Cooperation petroleum company	438,413,056	91,140,063
Exxon Mobile	50,291,921	58,841,083
Total	36,591,650	18,299,031
Chevron	21,815,958	4,680,302
Misr Petroleum Company	82,569,765	20,717,554
ACPA	4,694,463	-
ASPPC	19,498,910	27,778,105
TAQA/Castrol	4,341,943	5,377,882
Emarat Misr	4,980,166	-
Petromine	34,612,263	14,038,911
El Nile	2,453,801	2,460,447
Cargas	5,242,710	1,361,357
OLA ENERGY	29,627,196	18,620,778
Watanya	7,800	-
Provision for expected credit losses	(1,198,406)	(153,904)
Total	1,426,917,102	655,398,574

**Note that the above balances are collected on due dates.



11- Debtors And other debit balances

Description	30/06/2024	30/06/2023
Related parties	6,048,944	8,153,615
Other debtors	50,000	200,000
Custom duties authority	6,032,379	67,062,733
Deposits*	69,872,297	45,055,448
Loans to employees	102,465,319	79,843,871
Withholding tax**	276,826,510	290,991,698
Tax authority – installments	47,659,934	106,174,071
Value added tax on production supplies	41,827,138	20,515,507
Provision for expected credit losses (debtors)	(185,623)	(130,109)
Other debit balances (note No. 11-1)	48,332,014	39,968,455
Total	598,928,912	657,835,289

* Includes an amount of EGP 69 million set aside at EGPC for the benefit of GASCO for the supply of natural gas.

**The item represents the amounts deducted for withholding tax and advance payment system payments until they are settled in the tax return.

11-1- Other debit balances

Other debits balances are represented in EGP as follows:

Description	30/06/2024	30/06/2023
Debit note	6,312,457	12,628,878
Advance payments	29,730,884	7,406,211
Prepaid expenses	4,749,511	14,006,341
Accrued interest National Bank of Egypt EGP	704,219	3,796,555
Accrued interest National Bank of Egypt US Dollar	3,597,221	1,888,871
Accrued interest SAIB EGP	-	97,082
Accrued interest QNB EGP	1,769,178	-
Accrued Agriculture Bank of Egypt	3,241,096	-
Accrued interest Bank Misr EGP	-	351,514
expected credit losses (debit accounts)	(1,772,552)	(206,997)
Total other debit accounts	48,332,014	39,968,455

12- Cash at banks and on hand:

The balance of cash and cash equivalents appearing in the statement of cash flows is represented in cash at banks and on hand, bank demand deposits.

Description	30/06/2024	30/06/2023
Time deposits	1,755,450,000	2,516,825,000
Current accounts	917,910,518	187,033,373
Cash		
Cash on hand	371,406	60,361
expected credit losses (cash balances)	(43,220,224)	(2,134,304)
Total	2,630,511,700	2,701,784,430
Deduct		
*Pledged deposits (long term financial investments)	512,550,000	784,250,000
cash and cash equivalent balance as of 30-06-2024	2,117,961,700	1,917,534,430

* Pledged deposits for credit facilities are classified under other financial investments.

The cash and cash equivalents balance in the cash flow statement consists of cash in the treasury and banks and bank deposits on demand with a maturity not exceeding three months.

13- Capital:

- The company was established with an authorized capital of 2 billion EGP - issued and paid up capital of 820 million EGP which was raised to 861 million EGP - with a par value per share of 100 EGP and after implementing formal regulations to increase the share capital by free shares amounting to 41 million EGP, representing 5% of the value of the contribution in accordance with the General Assembly resolution on 28 September 2004. The increase was recorded in the commercial register on 27 February 2005. The par value per share has been split from 100 EGP per share to 10 EGP per share so the number of shares reached 86100000 shares instead of 8610000 shares in accordance with the Extra-ordinary General Assembly on 20 June 2005. This amendment was registered in the Commercial Register on 10 August 2005.
- The company's shares were listed on the stock exchange tables in Cairo and Alexandria on 8 December, 2004. The company's shares were consigned centrally to Misr for Central Clearing on 5 December 2004. These shares were dealt with through the Central Depository System as of 23 December, 2004 and the trading of the shares in the Stock exchange is done according to the trading standards approved by the Authority.
- Note that on 6 September, 2005, 20% of the capital was offered for public subscription to individuals and other institutions. These shares were traded on 29 September, 2005.



- Alsharq Insurance Company was merged with Misr Insurance Company on 4/12/2007.
- On 30/06/2008, the share of National Bank of Egypt in AMOC's capital was transferred to Al-Ahly Capital Holding Company.
- On 28/06/2010, the share of Bank Misr in AMOC's capital was transferred to Misr Financial Investment Company.
- On 23/06/2011 a total of 3899479 shares of Misr Insurance Company were transferred to Misr Life Insurance Company and by 4.53% of the company's shares.
- On 06/01/2021 Al-Ahly capital company sold 10 million shares of its stocks through the stock exchange and Alexandria Petroleum co. purchased them, and on 18/03/2021 it sold 425000 shares through stock exchange for public subscription.

Capital management:

-The purpose of capital management is to securely keep balanced capital rates to support the company's business and maximize shareholders' profit. The company manages its capital structure according to variable business conditions. Targets, policies, and operations are stable during the year ending on the 30th of June 2023 and the year ending on the 30th of June 2024. Capital consists of capital shares amounting to EGP **2,566,704,884** on the 30th of June 2024 (EGP **2,356,931,004** on the 30th of June 2023).

-Al Ahli Capital purchased 5.6 million shares from Misr Financial Investments Company and other shares from the Egyptian Stock Exchange.

-The par value of AMOC's share is split from 10 EGP to 1 EGP, to end up with a total 861000000 shares instead of 86100000 shares, upon extraordinary general assembly approval on the 25th of February 2017, which was subsequently recorded in the commercial register on the 4th of April 2017.

- Upon the approval of AMOC General Assembly held on the 23rd of September 2017, an allotment of half bonus share among shareholders is in progress through authorized institutions and a half share was distributed through the Egyptian Stock Exchange at 3/1/2018 ending in number 1,291,500,000 shares with par value 1 EGP per share and this amendment was recorded to in the Commercial Register of the Company on the 24th of January 2018 and an amendments for the articles (6,7) of Articles of Association has been made and published on 31/12/2017.

-Misr Financial Company changed to be Misr Capital according to the Financial Regulatory Authority decision on 11/02/2020.



14- Reserves:

Legal and mandatory reserves within the company's law and articles of association:

Reserves are supported according to the first and fifth sections of Article No. 56 of the Company's articles of association which states the following:

- At least 5% of profits are deducted to form the legal reserves. This deduction is suspended when the total reserves amount is 50% of the issued capital of the company and when the reserves decrease deduction is continued.
- Extraordinary reserves or extraordinary consumption money are formed under the proposal of the Board of Directors and after the approval of the Assembly after the deduction of a share for the cash distribution of workers and shareholders and the remuneration of the members of the Board of Directors

Other reserves balance is represented as follows (EGP):

Description	30/06/2024	30/06/2023
Miscellaneous reserves*	2,240,327	2,240,327
General reserve*	438,538,197	368,093,233
Total	440,778,524	370,333,560

- * Miscellaneous reserves are assets granted to the Company at the beginning of the project.
- * The General Reserve was formed by the memorandum submitted to the Board of Directors and approved by the General Assembly. The balance of the general reserve shall be used for the company's benefit.



15- A-Transactions with related parties:

The related parties are represented in the associates and major shareholders, they also represent companies controlled, jointly controlled, or significantly influenced by those related parties. The terms and conditions for the transactions with related parties are approved by the board of directors. Transactions with related parties are carried out by the company in the context of its normal transactions and in accordance with the conditions established by the board of directors and with the same basis for dealing with others. The following is a statement of the value and nature of the transactions that took place during the period:

Company Name	Transaction amount in	Nature of transaction	Balance in
	Million EGP		30/06/2024
			Million EGP
Alexandria Petroleum Company	1,757	Rent of warehouses	4,928
	0,563	Electricity of fire station	
	4,678	Shoala land right of use	
	12,444	The expenses of the geographical area and the Petroleum basin	
Misr Insurance Company	33,048	Assets insurance	0,027
Misr Life Insurance Company	7,522	Group insurance policy	
Cooperation Petroleum Company	1334,0044	Products	438,413
Misr Petroleum	291,76395	Products	82,570
Alexandria Wax Products Company	2499,490	Products	595,784

B-Transactions with Egyptian General Petroleum Corporation

Company Name	Transaction amount in	Nature of transaction	Balance in
	Million EGP		30/06/2024
			Million EGP
Egyptian General Petroleum Corporation	26215,796	Sales of products to the E G P C	430,472
	28806,909	Purchasing products from the E G P C	

- The Authority's balance with the company on 1/7/2023 amounted to about 619 million pounds for the Authority.

- The total dues to the Authority for the company's purchases from the Authority amounted to 28,806 billion Egyptian pounds, and the amounts deducted from our account by the Authority amounted to 1,553 billion pounds - represented by the consumption of hydrogen gas, electricity, income tax, and... - bringing the total due to the Authority to 30,339 billion Egyptian pounds.

-The company's total sales to the Authority amounted to about 26,216 billion Egyptian pounds, in addition to amounts paid to the Authority in the amount of 4,311 billion pounds. Thus, the balance on 30/06/2024 becomes 431 million Egyptian pounds payable to the authority.



16- Deferred tax liabilities

The balance of deferred tax liabilities is represented as follows: (EGP)

Description	30/06/2024	30/06/2023
Deferred tax liabilities	119,724,760	117,795,515
Total	119,724,760	117,795,515

Deferred tax is recognized as an asset or a liability in the statement of financial position and it results from the temporary difference between the book value of assets and liabilities on accounting basis and their value according to tax basis. These differences at the tax rate amounted to **EGP 119,724,760 on 30/06/2024**.

-The deferred tax has been calculated for the current period as follows:

Description	30/06/2024	30/06/2023
Fixed and long-term assets	(2,218,976)	(1,924,682)
Lease contracts	14,687	158,088
Provisions	(7,518,921)	6,624,257
The effect of translating balances in foreign currency	11,652,454	(3,238,832)

Current liabilities: The balance of current liabilities is represented as follows (EGP):

17-Provision:

Description	Balance on 01/07/2023	Used during the period	No longer required	Formed during the period	Balance on 30/06/2024
Tax disputes provision*	833,012,669	-	-	320,000,000	1,153,012,669
Claims and disputes provision	27,165,073	-	(16,405,125)	6,071,060	16,831,008
Total Provisions	860,177,742	-	(16,405,125)	326,071,060	1,169,843,677

Description	Balance on 01/07/2023	Used during the period	No longer required	Formed during the period	Balance on 30/06/2024
Expected credit losses	2,625,314	-	-	43,751,491	46,376,805
Total Provisions	2,625,314	-	-	43,751,491	46,376,805

*Tax provision is formed to counter corporate and salary tax inspection differences amounting to EGP 1149 million for the years 2015/2023, EGP 3,8 million for value added tax inspection difference and 0,136 million stamp taxes

18-Due to tax authority

Description	30/06/2024	30/06/2022
Income tax*	568,316,500	465,641,504
Total	568,316,500	465,641,504



18-1 Current income tax:

Description	30/06/2024	30/06/2023
Income tax on activities	489,447,718	439,945,549
Independent pool tax	78,868,782	25,695,955
Current income tax	568,316,500	465,641,504
Distributed to the following statements		
Income tax charged to the profit or loss statement	424,211,286	369,402,022
Income tax charged to the comprehensive income statement	144,105,214	96,239,482

18-2 Adjustment to calculate the effective tax rate:

Description	30/06/2024	30/06/2023
Net profit before taxes in the profit or loss statement	1,701,345,415	1,436,451,857
Net profit before taxes in the comprehensive income statement	640,467,617	427,731,031
Net profit before taxes	2,341,813,032	1,864,182,888
Adjustments to net accounting profit		
Non-deductible expenses	483,712,352	349,970,079
Adjusting interest and expenses on leasing contracts	(4,277,684)	(5,996,859)
Adjusting depreciation and capital gains	14,083,588	13,661,008
Items previously subject to tax	(17,549,560)	(12,314,761)
Revenues exempt from tax	(269,996,921)	(137,985,226)
Dividends tax	26,999,692	13,798,523
Unrealized profits	(49,163,922)	(16,101,070)
Net other independent tax pools	230,533	303,216
The taxable tax pool	2,525,851,110	2,069,517,798
Income tax due	568,316,500	465,641,504
Effective tax rate	24.3%	24.98%



19-Creditors and other credit balances:

Description	30/06/2024	30/06/2023
EGPC current account	430,472,285	618,946,862
Related parties	5,435,591	1,217,028
Initial deposit	5,818,835	4,258,506
Final deposit	7,572,836	4,002,533
guarantee deposit	18,379,799	14,351,995
Social Insurance	4,983,199	4,299,914
Miscellaneous taxes	104,135,530	60,566,146
Other credit balances (Note 19-1)	685,250,182	368,159,492
Total	1,262,048,257	1,075,802,476

19-1 Other credit balances:

Description	30/06/2024	30/06/2023
Employees' families medical fund	11,118,420	11,392,759
Engineering and construction stamps	296,868	662,994
Miscellaneous creditors	480,869,171	208,085,992
Advance payment customers	12,429,120	10,327,765
Accrued expenses	37,020,743	7,351,917
Excessive sums for contractors	21,848,788	17,971,238
Due to employees	119,395,678	110,321,788
Miscellaneous credit balances	2,271,394	2,045,039
Total	685,250,182	368,159,492

-The balance of miscellaneous creditors is represented in the amount of electricity, gas, water and maintenance advance payments from clients & others.

-The balance of due to employees is represented in deposits and dues during the period.

Letters of guarantee issued by/to the company:

* Letters of guarantee received by the Company amounted to **EGP 164,728,200** represented in initial and final deposit, and advance payment.

* Letters of guarantee issued by the Company amounted to **EGP 35,000** consists of electricity consumption guarantee and employee's treatment at the armed forces hospital.

Profit or loss statement:

20- Net sales

Activity revenue amounted to **33,312,101,859 EGP** for the quantity of **1433340,502 tons** as follows:

Description	30/06/2024		30/06/2023
	Quantity/ton	EGP	EGP
Oils	117762,980	4,454,085,019	3,264,464,780
Wax	64870,760	2,408,747,429	1,855,631,618
Gas oil	401759,672	10,752,567,461	7,067,718,244
Bunker gas oil	-	-	429,180,261
Naphtha	82941,509	1,742,310,319	1,364,192,014
LPG	45744,374	963,877,589	767,091,429
Fuel oil (mix)	701999,847	12,757,040,812	8,784,943,578
Heavy fuel oil	18240,620	233,345,580	355,205,084
Waste	20,740	127,650	369,108
Total	1433340,502	33,312,101,859	23,888,796,116



21-Other operating revenues:

Other operating revenues amounted to EGP 350,527,922 represented in:

Description	30/06/2024	30/06/2023
Credit Interests	311,711,139	93,614,318
Provisions is no longer required	16,405,125	12,314,761
Compensation and fines	776,303	740,513
Miscellaneous revenues	21,635,355	7,476,653
Gain From disposals	-	58,000
Total	350,527,922	114,204,245

Costs:

22- Costs of Sales:

Description	30/06/2024	30/06/2023
Salaries	1,055,498,598	894,101,346
Raw materials	28,919,657,785	20,089,327,730
Supporting materials	87,800,536	80,411,637
Depreciation	88,208,019	83,410,669
Other costs	994,583,526	746,405,406
Total	31,145,748,464	21,893,656,788

Other expenses includes the consumption of natural gas, operational electricity, operational water, spare parts, maintenance expenses, operating management contract and technical support with the Egyptian Projects Operations & Maintenance Company (EPROM), which includes:

* Supervision and management of the operation, providing technical support and operational consulting for the production units of the company which includes oils and waxes units, and maximization of gas oil units, as well as utilities, and petroleum traffic facilities.

* Management of activities and providing technical support and consulting for managing activities in industrial safety, occupational safety, health and environmental protection, chemical laboratories, technology and development, monitoring and approving equipment performance, maintenance planning and management system, engineering inspection, establishment of the infrastructure of information systems, internal and external training and assisting in the study of investment projects.

23- General and Administrative Expenses:

General and administrative Expenses Amounted to EGP 652,746,452 represented in insurance, water and lighting, real estate taxes, wages, depreciation, financial statements publishing expenses, newspapers and magazines publishing expenses, accounting and legal services, geographical area expenses, commissions, and bank expenses.

Description	30/06/2024	30/06/2023
Salaries (cash - in-kind- insurance)	312,738,470	248,621,527
Miscellaneous materials & equipment	1,438,559	1,248,484
Lighting	13,134,620	11,511,629
Water	956,484	836,438
Stationary, printings, and computer equipment	1,097,376	737,723
Maintenance expenses	4,638,720	179,202
Public relations and hospitality expenses	13,634,457	7,523,047
Publication and subscription in newspapers and magazines	236,998	10,582
Publication of financial statements	353,500	535,326
Software subscription	12,904,511	10,156,557
Telephone and internet	1,143,328	1,065,708
Transportation allowance	1,674,675	1,032,866
Car and garage rentals	11,616,180	9,937,327
Accounting and legal services	908,600	1,084,000
Geographical location expenses	9,104,284	7,826,295
Services for ministries, bodies and exhibitions	3,301	35,780
Insurance	32,689,977	20,678,546
Training expenses	4,928,359	2,870,805
Company contribution in services fund	8,000,000	8,000,000
Management expenses (EPRM)	1,325,946	1,523,640
Research and development expenses	20,995,832	12,849,387
Commission and bank expenses	266,173	186,283
General assembly expenses	1,265,827	880,320
Miscellaneous service expenses	66,470,839	46,832,717
Stamp duty and other fees	33,224,231	16,970,819
Property tax	3,104,964	3,104,964
Contribution to comprehensive health insurance	86,432,735	61,076,828
Lease contract liability interest	834,481	220,316
Building and furniture depreciation	5,065,684	3,983,817
Right of use amortization	2,557,341	3,630,079
Total	652,746,452	485,151,012



24- Marketing Expenses:

Description	30/06/2024	30/06/2023
Salaries	21,223,399	20,310,880
Packing materials	9,138,043	7,706,009
export facilitation	-	99,755
Other marketing expenses	9,242,041	4,740,951
Right of use amortization	1,664,167	1,664,167
Total	41,267,650	34,521,762

25- Other Operating Expenses:

Other operating expenses amounted to **EGP 21,321,030** which are represented in the attendance and travel allowance for the board members.

Description	30/06/2024	30/06/2023
finer and compensation	30,030	697,733
Donations	20,000,000	14,895,001
Transportation allowance for members of the Board of Directors	551,000	649,500
Attendance allowance for members of the board of directors,	740,000	585,500
Total	21,321,030	16,827,734

Statement of Cash Flows:

Banks were affected by an amount of **640,467,617 EGP** which is the value of the foreign exchange revaluation.

Debit balances were affected by an amount of **9,311,714 EGP** which is the accrued interest.

26- Earning per share:

Description	30/06/2024	30/06/2023
Net profit before tax	1,701,345,415	1,436,451,857
Deduct income tax	(424,211,286)	(369,402,022)
Add (deduct) deferred tax	(1,929,245)	(1,618,831)
Net profit after tax	1,275,204,884	1,065,431,004
Deduct employees profit share and BoD members bonuses	130,170,488	109,193,100
Net profit after employees' profit share and BoD members bonuses	1,145,034,396	956,237,904
Number of shares	1,291,500,000	1,291,500,000
Earnings per share	0.99	0.82
(Share par value 1 EGP)	For 12 months	For 12 months





27- Period Profit

-The profit for this year before taxes amounted to 1,701,345,415 EGP at 36.70% of invested capital, and 131.73% of paid capital compared with comparative year of 1,436,451,857 EGP at 33.52% of invested capital and 83,87% of paid capital for the comparative year.

-The profit for the year after taxes 1,275,204,884 EGP at 27.51% of invested capital, and 98.74 % of paid capital versus 1,065,431,004 EGP at 24.75% of invested capital and 68.72% of paid capital for the comparative year.

28- Legal cases from and against AMOC:

- 1- Sales Tax Case regarding capital goods was filed against the Sales Tax Authority to claim the right of AMOC to recover and discharge the amounts paid, which are being paid in installments as these goods are used by the company not imported for trading purposes. The lawsuit was rejected and as a result the company appealed. A ruling was pronounced stating the discharge of AMOC from the amount of 36,123,712 EGP and recovering the amount of 1,879,336 EGP, after the issuance of the writ of execution. Bearing in mind that the State Lawsuits Authority filed an appeal at the Court of Cassation.
- 2- Service fees on capital goods case was filed against the Customs Authority to refund what was paid for services the Customs Authority didn't provide. A ruling was made by the Trial Court obligating the Customs Authority to refund the amount of fees paid by AMOC. And the Company filed an appeal to claim interests of these amounts as well. On the other hand, the State Lawsuits Authority filed an appeal to the trial judgment. As a result, a judgment was made by the Court of Appeal dismissing the State Lawsuits Authority appeal and confirming the trial judgment and obligating the Customs Authority to refund the amount of 14,586,579 EGP to the company and discharging AMOC from the fees, after the issuance of the writ of execution. With this in view, the State Lawsuits Authority filed an appeal at the Court of Cassation.
- 3- Engineering designs case filed by the Company against the Customs Authority and the claim amount is 33,762,878 EGP (Only thirty-three million seven hundred sixty-two thousand eight hundred seventy-eight). A ruling was issued by the trial court to end the dispute as the case has been waived by the Customs Authority in the presence of the judicial expert. The judgment was appealed as the Customs Authority did not implement the decision of the ministerial committee and filed two suits against AMOC.
- 4- A lawsuit to cancel the decision to collect the tax stipulated by Law No. (44) of 2014, which resulted in the company being required to pay an amount of 47,501,632 Egyptian pounds. The dispute continued and the case was circulated through the various stages of litigation until it was transferred to the commissioners on March 2024.
- 5- A lawsuit against the Minister of Finance regarding the real estate tax due on the company in the amount of (3,740,601 Egyptian pounds/year). The case was circulated until it was referred to the expert in January 2023.
- 6- The appeal filed against the Minister of Finance to claim the company's acquittal from the tax on naphtha deliveries to the Egyptian General Petroleum Corporation in the amount of EGP 4,545,511.22, tax differences resulting from certification differences in the amount of EGP 22,845.83, and tax differences due on the proceeds of transactions with the subsidiary Alexandria Wax Products Company in the

amount of EGP 9,626,203, which had previously been paid in advance. The lawsuit was heard in the various stages of the dispute, and the lawsuit is awaiting the expert's report.

- 7- The appeal is filed with the Administrative Court regarding the recognition of the financing expenses for the credit facility as deductible expenses in accordance with the provisions of the law. The case was filed in May 2024, and was postponed in July 2024.

29- Tax Position:

The company prepares tax returns for corporate taxes, stamp, labor and sales tax and delivers them to the specialized authorities at the legal dates, and pays the due to tax authorities from the reality of tax declarations. The following is the tax position of the company.

Income Tax:

Inspection and payment of the dues till the financial year 2013 / 2014 is completed, knowing that there is a dispute over 2005/2006, 2006/2007 and we were notified with form (36) taxes and a sum of 10,647,946 EGP was paid, filing a case before the specialized courts to settle down the dispute and the company was subject to inspection for 2013/2014 and was notified with form (19) for the years 2014/2015, 2015/2016, 2016/2017, 2017/2018, 2018/2019, 2019/2020 and was appealed on legal dates, and payment has been made on tax inspection account amounting to 30.9 million EGP.

Salary tax:

The inspection and payment of dues were completed till 2016 and we were notified of a claim for the years 2017 and 2018 and was objected on the legal date and the disputes are being settled by the Internal Committee, and we were notified of tax inspection forms till year 2020.

Stamp Tax:

The company was inspected and paid the receivable till June 30, 2016 and we were notified of the result of the 2017/2018, 2018/2019, and 2019/2020 inspections which were objected on the legal date and are being processed in Internal Committees.

Property tax:

Property tax was paid till 31/12/2023.

Value-added tax:

The company's monthly returns for the years up to June 2023 were reviewed and the company's tax dues were paid. Down payments were for VAT account in the amount of EGP 4.9 million and no claim for settlement of tax differences has been issued to date.

Withholding tax:

The company's monthly declarations for the years up to June 2022 were inspected and inspection differences were paid on 07/11/2023.



Other disclosures

▪ **The Company includes the following production units:**

- 1- Oil and wax complex, 2- Maximizing gas oil productivity complex.

▪ **Pension liabilities:**

The company participates in the systems of the General Authority for Social Insurance on a compulsory basis in accordance with Social Insurance Law No. 79 of 1975 and its amendments. The company also provides employees with a special system of savings insurance and end-of-service reward.



30- Fair value and risk management:

Fair value of financial instruments:

*Financial instruments are represented in the financial assets and liabilities.

*The financial assets include cash in hand and bank, accounts receivable, notes receivable and other debtors.

*The financial liabilities include balances of accounts payable, notes payable, creditors, credit balances with related parties, accrued income tax, dividends payable.

There is no significant difference between the fair value of the financial instruments and its book value.

▪ **Risk management objectives and policies:**

* The company is exposed to the following risks arising from the use of financial instruments:

*Credit Risk.

*Market Risk.

*Liquidity Risk.

This note provides information on the exposure of the company to each of the above risks and the company's objectives, policy and process in terms of measuring and managing these risks as well as how the company manages the capital.

The Board of Directors of the Company is responsible for establishing a framework for managing and supervising the risks to which the Company is exposed. The senior management of the Company is responsible for developing and tracking the Company's risk management policies and reporting to the Company on its activities on a regular basis.

The current framework for financial risk management in the company is a combination of officially documented risk management policies in specific areas and unregistered risk management policies used in other areas.

▪ **Credit Risk:**

- Are financial losses incurred by the Company in case a customer or a counterparty fails to fulfill its obligation. The Company is exposed to credit risk on its balances with banks, accounts receivable and some other assets as shown in the balance sheet.
- Credit risk is the risk that arises when a one part of the financial instrument fails to fulfill its obligations which accordingly results in financial losses for the other part.
- The Company seeks to reduce credit risk in respect to bank deposits through dealing with creditworthy banks, setting credit limits and monitoring debt balances regarding the accounts receivable.
- Credit risks are limited to financial asset balances in the financial position.

▪ **Accounts and notes receivable balances:**

The risk of credit arises based on the company's policies, procedures, and control related to credit risk management. The customer's credit worthiness is measured based on a credit scorecard for each client individually and the credit limit is determined based on this assessment. Customers' outstanding balances are constantly monitored.

The company conducts impairment studies every financial year.

▪ **Other financial assets and deposits:**

With respect to credit risks arising from the Company's other financial assets, which include bank balances, cash, and financial assets at expense.

The enterprise is exposed to credit risks because of the counterparty's failure to pay up to a maximum amount equal to the book value of the assets.

The financial sector of the local company with the support of the parent company manages the credit risks arising from the balances within banks and financial institutions and the company limits its exposure to credit risks by depositing balances with international banks or local banks with good reputations. The management does not expect according to the information that the company has about the bankers it deals with to hinder any counterparty in fulfilling its obligations.

▪ **Due from related parties:**

Due from related parties for transactions that arise in the normal course of business are associated with minimal credit risk where the maximum amount of exposure equals the book value of these balances.

▪ **Market risk:**

Market risk arises from the fluctuation of the fair value of the cash flows of the financial instrument due to changes in market prices. Examples of these are the risk of the foreign exchange rate and the risk of interest rates, which are risks that would affect the company's income. Financial instruments that are affected by market risk include interest-bearing loans and deposits. The objective of market risk management is to manage and control risks within acceptable limits and at the same time achieve attractive returns. The company does not hold or issue derivative financial instruments.

▪ **Exposure to interest rate risk:**

Interest rate risk arises from the fluctuation of the fair value of future cash flows of financial instrument due to changes in market interest rates. The company's exposure to the risks of changes in market interest rates is mainly related to the company's obligations at a floating interest rate and interest-bearing deposits.

Interest on financial instruments with a floating interest rate is re-priced from one period to another, provided that the interval does not exceed one year.

▪ **Liquidity risk**

Liquidity risk is represented in factors that may affect the Company's ability to pay all of its liabilities. Management monitors liquidity risks resulting from uncertainty regarding cash inflows and outflows through maintaining an adequate level of cash balances



31-Significant events:

Change in exchange rates

In response to global and local economic challenges, in addition to current geopolitical risks, the Central Bank of Egypt took a series of financial measures during 2022 and 2023 with the aim of mitigating the effects of these factors on the Egyptian economy. Among these measures is adjusting the exchange rate of the Egyptian pound against foreign currencies. Foreign currencies, increasing overnight interest rates on deposits and lending, in addition to setting upper limits on cash withdrawals and deposits in banks as a result. The market witnessed a decline in the rates of foreign currency trading through official banking channels, which led to a delay in the settlement of some international financial liabilities and an increase in the costs of obtaining and paying these currencies. Accordingly, the continuation of this situation and the risks associated with it may lead to a level of uncertainty regarding the company's ability to effectively manage and meet its financial and operational liabilities in foreign currencies.

- As part of its assessment of the economic situation, the Monetary Policy Committee of the Central Bank of Egypt took a decision to increase the return rates on deposits and lending on February 1, 2024. The committee followed up on its monetary amendments by approving an additional increase of 600 basis points rates, returns on deposits, lending, credit and debits. On March 6, 2024, the committee also approved the repricing of the Egyptian pound against foreign currencies in accordance with the market, leading to a decline in its value and a rise in interest rates.

As for the financial statements as of June 30, 2024, no direct impacts resulting from the aforementioned events have appeared, except for the company achieving currency differences profits reflecting these developments. However, there is a possibility that these developments will affect the financial statements for future periods. Given the uncertain nature of the economic conditions, the company faces a challenge in determining the exact expected impact, the size of which may vary according to the development of events and the time period in which they continue. The company is currently evaluating the potential impacts on future financial statements.

32- Comparative figures:

The comparative figures have been reclassified to be comparable to the current year's figures.

33-Financial statements approval:

The Company's financial statements for the financial year ended 30 June 2024, were approved by the Board of Directors on 18/08/2024

